

**Topic: My Digital or Online Footprint**

When I am done this lesson, I will know:

- What a digital footprint is
- What my digital footprint might have in it
- How a digital footprint can affect employment



**Pre and Post Self-Assessment**

|  | Pre              | Pre                      | Post             | Post                                     |
|--|------------------|--------------------------|------------------|--|
|  | Yes, I know this | No, I want to learn this | Yes, I know this | I still need more practice to learn this |
| I know what a digital footprint is     |                  |                          |                  |  |
| I know what is in my digital footprint |                  |                          |                  |  |



**New Words and Terms**

digital footprint

**What is a Digital Footprint?**



A digital or online footprint is information that exists on the Internet about someone. You create a digital footprint when you do things online. The more you do or the more information you share or leave behind, the larger your digital footprint becomes. Here are a few examples of how you create and add to your digital footprint:

- Type words or phrases online
- Visit websites
- Post photos online
- Get tagged in a photo or online post by someone else

You might not even realize you are leaving a digital footprint behind!

|   |  |  |
|---|--|--|
|  | <p><b>Watch</b> this to learn more about what a digital footprint is and what can happen to your digital footprint.<br/>Source: Common Sense Media</p> | <p><a href="https://www.youtube.com/watch?v=eg3gSNgaBm0">https://www.youtube.com/watch?v=eg3gSNgaBm0</a></p> |
|---|--|--|



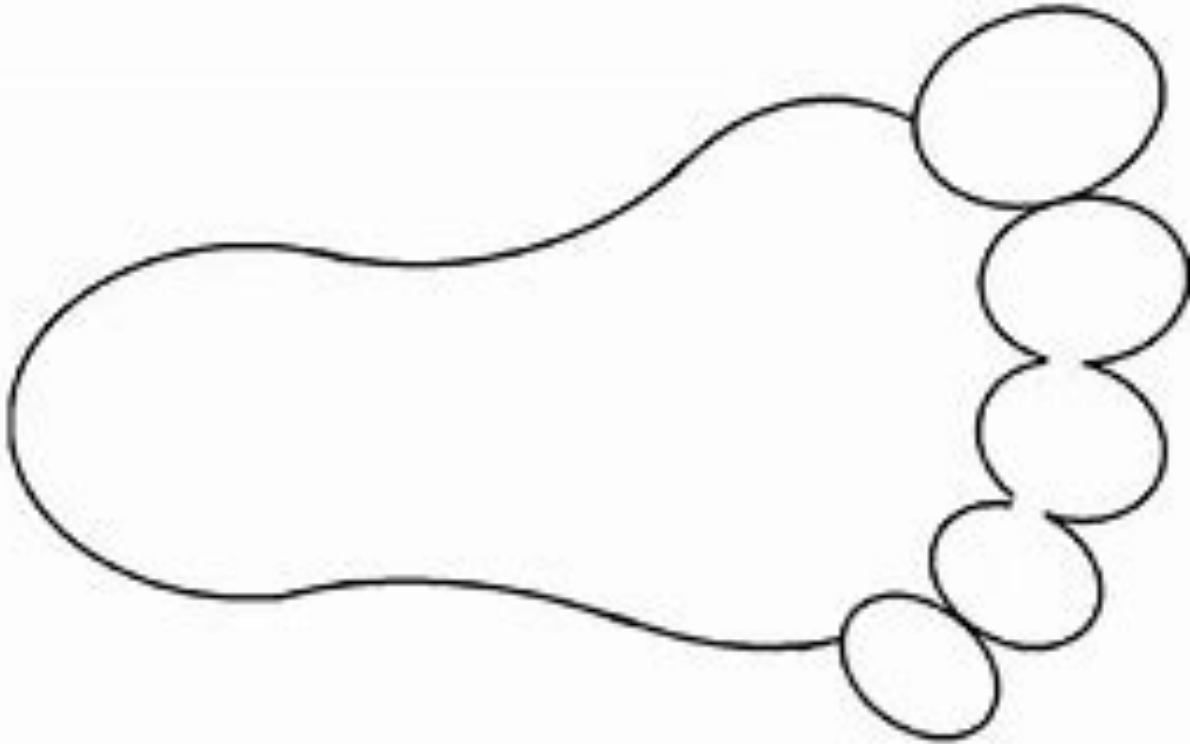
### Discussion Question

Can you think of places on the Internet where you add to your digital footprint? For example, have you ever shared a photo online, created a profile on a social networking site like Facebook or posted a comment online?



### Try this/Practice

On the foot below, write down all the places you may have left information in the past to create a digital footprint.



### **How Do I Get Rid of a Digital Footprint?**

The problem is once something is online or on the Internet, it may be impossible to delete or get rid of. The reason is that someone may have already sent it to someone else, printed it, or saved it. For example, if a friend posts a photo of you, it becomes part of YOUR digital footprint as well. You should always make your friends ask permission before posting photos of you online.

### **Digital Footprints and Employment**

It is important that the information in your digital footprint is appropriate because many employers will search for you online when they are considering you for a job. If they discover information online they feel is inappropriate such as an unfortunate photo or a bad comment you have made, you might not get the job.

 **Try this/Practice**

Google yourself.

What did you find?


---


---



---

 **Optional: I Want to Learn More**

Being a good digital citizen is the best way to make sure the digital footprint you leave online is appropriate.

|  |  |   |
|--|--|---|
|  | <b>Watch</b> this to learn more about being a good digital citizen.<br>Source: GCFGlobal.org | <a href="https://edu.gcfglobal.org/en/communicationskills/being-a-good-digital-citizen/1/">https://edu.gcfglobal.org/en/communicationskills/being-a-good-digital-citizen/1/</a> |
|--|--|---|

|  <b>Bridge Adult Literacy Curriculum Framework Connection</b> |  |
|--|--|
| <b>Competency</b>  | <b>Task Group(s)</b>   |
| Find and Use Information   | <ul style="list-style-type: none"><li>• Read Continuous Text (L1 - 2)</li><li>• Interpret Documents (L2 - mostly)</li><li>• Extract Information from Films, Broadcasts and Presentations</li></ul> |
| Communicate Ideas and Information  | <ul style="list-style-type: none"><li>• Interact with Others (L1 - exchanging information, relates personal experience during a conversation)</li><li>• Complete and Create Documents</li></ul>    |

www.bridgela.org   
info@bridgela.org   
(310) 999-0001 