

Topic: Internet Search Engines

When I am done this lesson, I will know:

- What a search engine is
- Some of the most popular search engines
- How to use a search engine to find information

 **Pre and Post Self-Assessment**

	Pre	Pre	Post	Post
	Yes, I know this	No, I want to learn this	Yes, I know this	I still need more practice to learn this
I know what a search engine is				
I know how to use a search engine to find information				




New Words and Terms

search engine
keyword
doodle

What is a Search Engine?

Locating a specific website on the Internet is easy if you know the URL.

 <p>Review</p>	<p>To get to a specific website you can type in the address of the website which is called the URL. URL is the short form for the term Universal Resource Locator or Uniform Resource Locator.</p>
--	--

However, if you don't know the URL, you can use a search engine. A search engine is a program

or web-based tool that you can use to help you find information on the World Wide Web. Some popular search engines are:



Discussion Question

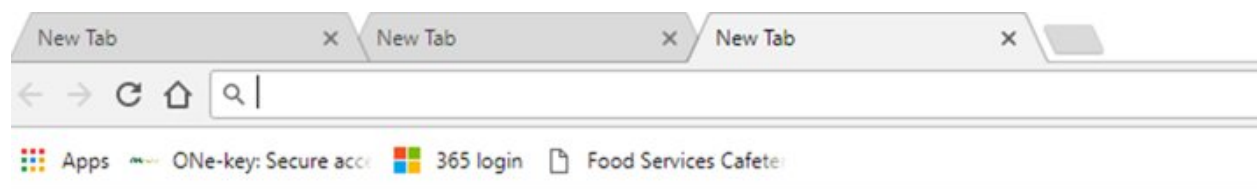
Do you know any other search engines?

A search engine lets you type in a few words called keywords to search for information. The search engine will give you a list of results or webpages which you can choose from. Different search engines can give you different results.

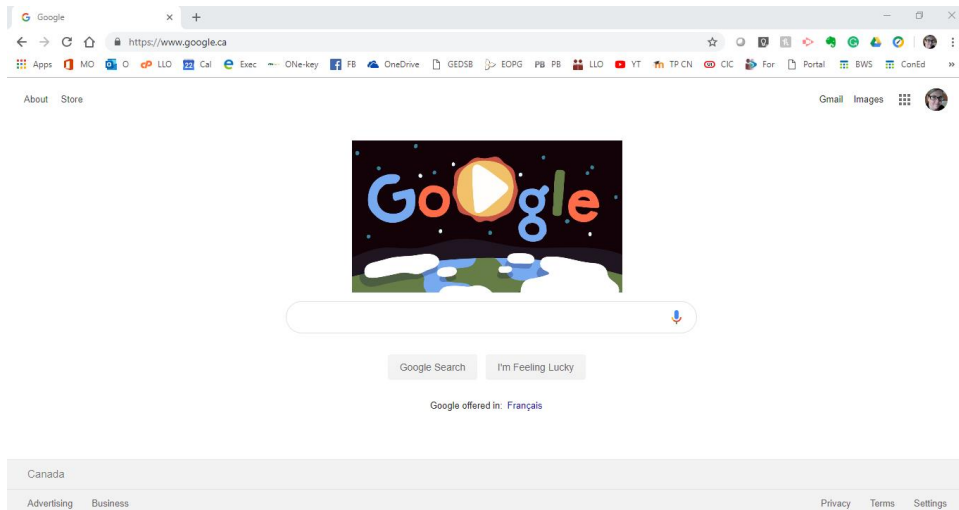
The most popular search engine is Google. If you use Google, you will usually find what you are looking for. Google is so popular that it is now an official verb that means to search on the Internet. You will hear people say things like “Why don’t you Google it?”

Try this/Practice

- Think of something you would like to search for.
- Type www.google.com into the address bar of your web browser.



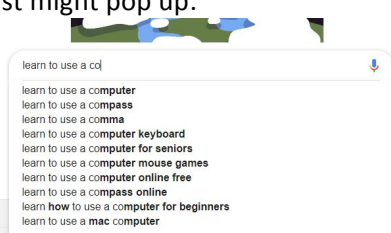
This page should appear. It might look a bit different because Google changes the logo all the time. The logo is called a “Doodle.” The Doodle changes to reflect events like Earth Day. The word Google is always incorporated into the Doodle.

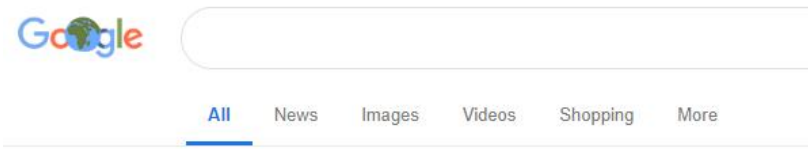


- Type your search term into the bar just above the buttons that say “Google Search” and “I’m Feeling Lucky.”

Your search results may start to appear before you are even finished typing. That’s okay. This feature is called **Google Instant**. It predicts what you are searching for and starts showing the results faster.

Once you have finished entering your search words or keywords you will have a list of “hits” or results. There might be videos, and there will be a list of websites and pages that match your search.

Google Search Tips	
Keep it simple.	Use keywords or key phrases instead of full sentences. Don’t be too worried about spelling, case or punctuation.
Use the suggestions Google gives you.	As you are typing, Google will try to guess what you are looking for and will give you a list of suggestions. If you see what you are looking for, you can stop typing and click on the option you want. For example, if you start to type “learn to use a co..,” the following list might pop up: 
Change your search.	If you aren’t finding what you are looking for, change the keywords or search terms you are using. You can also add more words to make the search more specific.
Search for and exact phrase, thing or place using quotation marks.	If you want to search for an exact phrase or thing, use quotation marks when you type in the search box. For example: “Bridging The Digital Divide.”

Narrow down a content type.	<p>Google will let you choose what type of content you want to see. You can pick All, News, Images, Videos, Shopping, etc.</p> 
-----------------------------	---


 **Try this/Practice**

Let's search for programs in your area.

- Open your search engine.
- Use the search term 211.
- Look for 211 service in the search results.
- Open the 211.org website.
- Use the tool to find services close to you.

 **Optional: I Want to Learn More**

	Watch this to learn good strategies when you are using a search engine. Source: GCFGlobal.org	https://www.youtube.com/watch?v=7cXEOWAStq4
--	--	---

 Bridge Adult Literacy Curriculum Framework Connection	
Competency	Task Group(s)
Find and Use Information	<ul style="list-style-type: none"> • Read Continuous Text (L2 - for graded text) • Interpret Documents (L2- some unfamiliar information) • Extract Information from Films, Broadcasts and Presentations (not levelled)
Communicate Ideas and Information	<ul style="list-style-type: none"> • Interact with Others (L1- what are other search engines) • Complete and Create Documents (L2 – Table pre-post self-assessment evaluation; critical thinking)
Use Digital Technology	<ul style="list-style-type: none"> • Conduct Keyword Search to Find Websites • Contains Text, Icon or Both